

**ONE ORDER FORM
PER UNIT**

COMPLETED ORDER FORM REQUIRED WITH PURCHASE ORDER

Please tick

PO # _____ P.O TOTAL \$ _____ DATE _____

DEALER DETAILS

NAME _____
 ADDRESS _____
 CITY _____ STATE _____ ZIP _____
 SHOWROOM REPRESENTATIVE _____
 PHONE _____ FAX _____ EMAIL _____

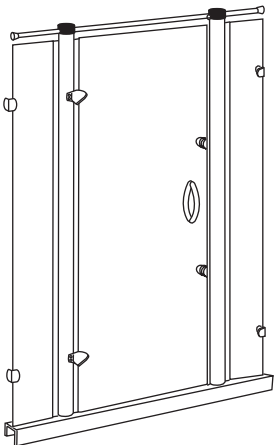
JOB SITE INFORMATION

NAME _____
 ADDRESS _____
 CITY _____ STATE _____ ZIP _____
 PHONE _____ CELL _____
 E-MAIL _____

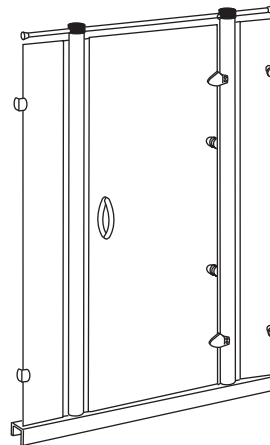
INSTALLATION TYPE

- NEW HOME
- RE-MODEL
- MASTER BATH
- OTHER

THRESHOLD SHIP DATE _____ DOOR SHIP DATE (approx) _____




Please tick



HYDRO-MASSAGE SYSTEM
 (WITH IN-COLUMN BODY SPRAYS)
 ALCOVE FLAT DOOR LEFT HAND HINGE

HYDRO-MASSAGE SYSTEM
 (WITH IN-COLUMN BODY SPRAYS)
 ALCOVE FLAT DOOR RIGHT HAND HINGE

<p>SIZE OPTIONS</p> <p><input type="checkbox"/> 48"</p>	<p>COLOR / TRIM OPTIONS</p> <p><input type="checkbox"/> Chrome</p> <p><input type="checkbox"/> Brushed Nickel</p> <p><input type="checkbox"/> Polished Nickel</p>	<p>GLASS OPTIONS</p> <p><input type="checkbox"/> Clear Glass</p> <p><input type="checkbox"/> Ultra Clear</p>	<p>GLIDE GLASS</p> <p><input type="checkbox"/> Glide-Glass</p> 	<p>DOOR INSTALLATION</p> <p>\$</p> <p>NOTE: Client to pay Installation Contractor</p>
--	--	---	--	--

Important - Door Installation

Client acknowledges and agrees that the door installation as quoted is in addition, extra to retail sell price.
 Allow 10 -17 days after measure for completion of custom door installation. Please refer to Oben Door Installation Procedure Sheet.

Client to pay quoted installation price COD direct to Installation Contractor upon completion of the shower door installation. **Customers Signature** _____



SINCE 1923

Shower Door Installation Procedure

STEP

1

Quote Customer Door Installation from current Price List.

Note: Door installation cost does not include Pre-formed Threshold installation. Customer must select contractor of their choice to install faucets and Pre-Plumbed Threshold.

STEP

2

Call Oben Glass Dealer for Shower Door Measure

Important: All tile work must be completed before measurements can be taken.

After Pre-formed Threshold has been installed and tile work has been completed, contact Glass Dealer to arrange for an installer to visit job site to measure your custom shower opening. All glass is custom made to the exact shower dimensions ensuring a perfect fit every time.

STEP

3

Shower Door Installation

Glass Dealer will install shower door. Allow 10 - 17 days after measure for completion of custom shower door installation.

STEP

4

Customer Pays Shower Door Installer

Customer pays quoted installation price COD direct to installation contractor upon completion of shower door installation.

The contract with installer is strictly between the customer and the installer.

Door installers are independent contractors and not Oben employees.

Oben makes no representation or warranties whatsoever with respect to the workmanship of the installer, and assumes no responsibility.